



HDMI IP Extender Set, Full HD



Quick Installation Guide

DS-55517 - DS-55518

Table of Contents

1.	Introduction	3
2.	Feature	4
3.	Package Content	4
4.	Specifications	5
5.	Product Overview	6
	5.1 Transmitter Panel	6
	5.2 Receiver Panel	6
6.	Application Example	7
	6.1 Note:	8

1. Introduction

DS-55517:

The HDMI Extender Set is a powerful video distribution system that consists of one transmitter/receiver unit. It extends Full HD AV signals using a CAT6 network cable (point-to-point connection) up to 120 m. In addition, using network switches and the individual receiver units (DS-55518), you can distribute your video content over up to 253 displays via the already existing network (IP connection) and extend them over an unlimited distance. The additional integrated unidirectional IR interface enables remote control of the input source from the output screen (receiver side).

DS-55518:

Expand the HDMI IP Extender Set (DS-55517) with additional receiver units to reproduce your AV content on multiple monitors at the same time. The set extends Full HD AV signals using a CAT6 network cable (point-to-point connection) up to 120 m. In addition, using network switches and the individual receiver units (DS-55518), you can distribute your video content over up to 253 displays via the already existing network (IP connection) and extend them over an unlimited distance.

2. Feature

1. Extends Full HD AV signals with a CAT6 cable over an unlimited distance via the existing local network infrastructure or commercial network switches
2. Extends Full HD AV signals with a CAT6 cable up to 120 m (point-to-point connection)
3. Supports resolutions of up to 720p/1080i/1080p
4. Supports CAT 5e, 6, 6A, 7, 8 network cables
5. IR interface enables remote control of the input source from the output screen
6. HDCP 1.3
7. Video bandwidth: 1.65 Gbps

3. Package Content

- 1x Transmitter unit
- 1x Receiver unit
- 1x IR transmission cable (1.2 m)
- 1x IR receiver cable (1.2 m)
- 2x Power adapter (DC 5V/2A, 1.15 m)
- 1x Mounting material
- 1x User manual

4. Specifications

Signal Input	HDMI Signal
Input Video Signal	0.5-1.0volts/p-p
Output Video	HDMI Signal
Transmission Distance (via Cat6 cable)	120m@1080p
Vertical Frequency Range	50/60Hz
Video Amplifier Bandwidth	Max up to 1.65Gbps/165MHz
Interlaced (50&60Hz)	1080i
Progressive(50&60Hz)	720p,1080p
Limited Warranty	1 Year Parts and Labor
Operating Temperature	0°C to +50°C
Operating Humidity	10% to 85 % RH (no condensation)
Storage Temperature	-10°C to +80°C
Storage Humidity	5% to 90 % RH (no condensation)
Power Supply	5V DC @2A
Power Consumption (Max)	8W
Extender Unit Cert.	FCC, CE, RoHS
Power Supply Cert	CE,FCC, RoHS
Power Adapter	US,UK,EU,AUS Standard etc


5. Product Overview

5.1 Transmitter Panel



1. DC/5V	2. HDMI IN	3. IR Tx
4. LAN Tx	5. RESET	

5.2 Receiver Panel



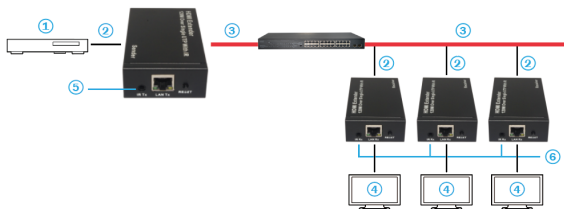
1. DC/5V	2. HDMI OUT	3. IR Rx
4. LAN Rx	5. RESET	

6. Application Example

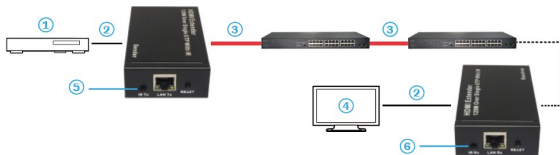
1. Simple Mode:



2. Allocation Mode:



3. Infinity Mode:

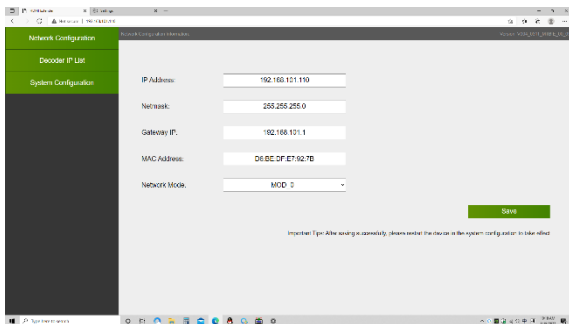


1. DVD	2. HDMI Cable	3. CAT 5e/6 Cable
4. HDTV	5. IR Tx	6. IR Rx

6.1 Note:

The IP address of the sender is fix to 192.168.101.110 and the IP address of the receiver is random.

The background IP address of the sender is shown below:



Note: The terms HDM and HDMI High-definition Multimedia Interface, and the HDMI logo are trademarks oregerated trademarks of HDMI Licensing LLC in the United States and other countries.

Hereby Assmann Electronic GmbH, declares that the Declaration of Conformity is part of the shipping content. If the Declaration of Conformity is missing, you can request it by post under the below mentioned manufacturer address.

www.assmann.com

Assmann Electronic GmbH

Auf dem Schüffel 3

58513 Lüdenscheid

Germany

